

VSSL - SHP - 30.09.2017




Handwritten signature

Table I - Summary Statement holding of specified securities

Category (I)	Category of shareholder (II)	Nos. of shareholders (III)	No. of fully paid up equity shares held (IV)	No. of Partly paid-up equity shares held (V)	No. of shares underlying Depository Receipts (VI)	Total nos. shares held (VII) = (IV) + (V) + (VI)	Shareholding as a % of total no. of shares (calculated as per SCRR, 1957) (VIII)		Number of Voting Rights held in each class of securities (IX)			No. of Shares Underlying convertible securities (including Warrants) (X)	Shareholding, as a % assuming full conversion of convertible securities (as a percentage of diluted share capital) (XI) = (VII) + (X) As a % of (A+B+CZ)	Number of Locked in shares (XII)		Number of Shares pledged or otherwise encumbered (XIII)	Number of equity shares held in dematerialized form (XIV)
							As a % of (A+B+CZ)		No of Voting Rights					No. (Z)	As a % of total Shares held (B)		
							Class	eg. X	Class	eg. Y	Total						
(A)	Promoter & Promoter Group	20	23386578	0	0	23386578	72.798	23386578	0	23386578	72.798	0	0.000	0	0.000	23386578	
(B)	Public	17994	8738798	0	0	8738798	27.202	8738798	0	8738798	27.202	0	0.000	NA	NA	8495961	
(C)	Non Promoter- Non Public	0	0	0	0	0	0.000	0	0	0	0.000	0	0.000	NA	NA	0	
(C1)	Shares underlying DRs	0	0	0	0	0	NA	0	0	0	0.000	0	0.000	NA	NA	0	
(C2)	Shares held by Employee Trusts	0	0	0	0	0	0.000	0	0	0	0.000	0	0.000	NA	NA	0	
	Total	18014	32125376	0	0	32125376	100.000	32125376	0	32125376	100.000	0	0.000	0	0.000	31862539	

Table II - Statement showing shareholding pattern of the Promoter and Promoter Group

(i) Category & Name of the Shareholders	(ii) PAN	(iii) No. of sharehold	(iv) No. of fully paid up equity shares held	(v) Partly paid up equity shares held	(vi) No. of shares underlying Depository Receipts	(vii) Total nos. shares held (VII) = (IV)+(V)+(VI)	(viii) Shareholding % calculated as per SCRR, 1957 (A+B+C2) (As a % of A+B+C2)	(ix) Number of Voting Rights held in each class of securities			(x) Underlying securities (including Warrants) (X)	(xi) Shareholding, as a % assuming full conversion of convertible securities (as a percentage of diluted share capital) (XI) = (VII)+(X) as a % of A+B+C2	(xii) Number of Locked in shares (XII)		(xiii) Number of Shares pledged or otherwise encumbered (XIII)	(xiv) Number of equity shares held in dematerialized form (XIV)
								Class X	Class Y	Total			No. (a)	% of total Shares held (b)		
(1) Indian		10	2198107	0	0	2198107	6.81	2198107	0	0.81	0	0.00	0	0.00	2198107	
(1a) Individual/Hindu Undivided Family																
SHRI PAUL OSWAL	AACPO8405B	1	220702	0	0	220702	0.69	220702	0	0.69	0	0.00	0	0.00	220702	
SHAKUN OSWAL	AABPO8533H	1	51191	0	0	51191	0.16	51191	0	0.16	0	0.00	0	0.00	51191	
SACHIT JAIN	ACDPJ8194P	1	1714244	0	0	1714244	5.34	1714244	0	5.34	0	0.00	0	0.00	1714244	
SUCHITA JAIN	ACDPJ8195N	1	90267	0	0	90267	0.28	90267	0	0.28	0	0.00	0	0.00	90267	
SOURYA JAIN	AJAPJ281G	1	2680	0	0	2680	0.01	2680	0	0.01	0	0.00	0	0.00	2680	
SAGRICA JAIN	AWBPJ2981L	1	2580	0	0	2580	0.01	2580	0	0.01	0	0.00	0	0.00	2580	
EASTERN TRADING COMPANY	AAAFEB150D	1	19680	0	0	19680	0.06	19680	0	0.06	0	0.00	0	0.00	19680	
AMBER SYNDICATE	AJFA0521H	1	28748	0	0	28748	0.09	28748	0	0.09	0	0.00	0	0.00	28748	
NORTHERN TRADING COMPANY	AAAFN1477B	1	27520	0	0	27520	0.09	27520	0	0.09	0	0.00	0	0.00	27520	
PARAS SYNDICATE	AAAFPR839L	1	30515	0	0	30515	0.09	30515	0	0.09	0	0.00	0	0.00	30515	
Central Government/State Government(s)		0	0	0	0	0	0.00	0	0	0.00	0	0.00	0	0.00	0	
Financial Institutions/Banks		0	0	0	0	0	0.00	0	0	0.00	0	0.00	0	0.00	0	
(d) Any Others (specify #)		10	21198471	0	0	21198471	65.99	21198471	0	65.99	0	0.00	0	0.00	21198471	
BODY CORPORATE																
DEVAKAR INVESTMENT & TRADING CO PVT LTD	AAACD1809K	1	2215016	0	0	2215016	6.89	2215016	0	6.89	0	0.00	0	0.00	2215016	
FLAMINGO FINANCE & INVESTMENT COMPANY LIMITED	AAACR0061B	1	196836	0	0	196836	0.61	196836	0	0.61	0	0.00	0	0.00	196836	
RAMANIYA FINANCE & INVESTMENT COMPANY LIMITED	AAACR0348F	1	156676	0	0	156676	0.49	156676	0	0.49	0	0.00	0	0.00	156676	
SANTON FINANCE & INVESTMENT COMPANY LIMITED	AAACS0964G	1	168533	0	0	168533	0.52	168533	0	0.52	0	0.00	0	0.00	168533	
MAHAVIR SPINNING MILLS PRIVATE LIMITED	AAACV5455B	1	3548	0	0	3548	0.01	3548	0	0.01	0	0.00	0	0.00	3548	
VARDHMAN HOLDINGS LIMITED	AABCV8088P	1	5134195	0	0	5134195	15.98	5134195	0	15.98	0	0.00	0	0.00	5134195	
VARDHMAN TEXTILES LIMITED	AABCV4692E	1	9708333	0	0	9708333	30.22	9708333	0	30.22	0	0.00	0	0.00	9708333	
VTL INVESTMENTS LIMITED	AABCV7449L	1	376000	0	0	376000	1.18	376000	0	1.18	0	0.00	0	0.00	376000	



LLP	ADISHANAR ENTERPRISES LLP	ABAFATBAM	1	2704423	0	0	2704423	8.42	2704423	0	8.42	0	0.00	0	0.00	2704423
TRUST	MAHAVIR SHARES TRUST	AABTMS461E	1	532911	0	0	532911	1.66	532911	0	1.66	0	0.00	0	0.00	532911
Sub-Total (A)(1)			20	23386578	0	0	23386578	72.80	23386578	0	72.80	0	0.00	0	0.00	23386578
(2)	Foreign Individuals (Non- Resident Individuals/ Foreign Individuals)		0	0	0	0	0	0.00	0	0	0.00	0	0.00	0	0.00	0
(3)	Government		0	0	0	0	0	0.00	0	0	0.00	0	0.00	0	0.00	0
(4)	Institutions		0	0	0	0	0	0.00	0	0	0.00	0	0.00	0	0.00	0
(5)	Foreign Portfolios Investor		0	0	0	0	0	0.00	0	0	0.00	0	0.00	0	0.00	0
Sub-Total (A)(2)			0	0	0	0	0	0.00	0	0	0.00	0	0.00	0	0.00	0
Total Shareholding of Promoter and Promoter Group (A)= (A)(1)+(A)(2)			20	23386578	0	0	23386578	72.80	23386578	0	72.80	0	0.00	0	0.00	23386578

Details of Shares which remain unclaimed may be given hear along with details such as number of shareholders, outstanding shares held in demat/unclaimed suspense account, voting rights which are frozen etc

Note

(1) PAN would not be displayed on website of Stock Exchanges

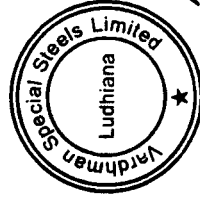
(2) The term 'Encumbrance' has the same meaning as assigned under regulation 28(3) of SEBI (Substantial Acquisition of Shares and Takeovers) Regulations, 2011.

Details of Shares which remain unclaimed may be given hear along with details such as number of shareholders, outstanding shares held in demat/unclaimed suspense account, voting rights which are frozen etc.

Note

(1) PAN would not be displayed on website of Stock Exchanges

(2) The term 'Encumbrance' has the same meaning as assigned under regulation 28(3) of SEBI (Substantial Acquisition of Shares and Takeovers) Regulations, 2011.






Table III - Statement showing shareholding pattern of the Public Shareholder

Category & Name of the Shareholders (I)	PAN (II)	No. of shareholder (III)	No. of fully paid up equity shares held (IV)	Partly paid-up equity shares held (V)	Nos. of shares underlying Depository Receipts (VI)	Total nos. shares held (VII) = (IV)+(V)+(VI)	Number of Voting Rights held in each class of securities (IX)			No. of Shares Underlying convertible securities (including Warrants) (X)	Shareholding, as a % assuming full conversion of convertible securities (as a percentage of diluted share capital) (XI)	Number of Locked in shares (XII)		Number of Shares pledged or otherwise encumbered (XIII)		Number of equity shares held in dematerialized form (XIV)	
							Class X	Class Y	Total			As a % of Total Voting rights	No. (a)	As a % of total Shares held (b)	No. (a)		As a % of total Shares held (Not applicable)
(1) Institutions																	
(b) Mutual Fund		11	6716	0	0	6716	0	6716	0	0.021	0	0.000	NA	NA	2262		
(c) Venture Capital Funds		0	0	0	0	0	0	0	0	0.000	0	0.000	NA	NA	0		
(d) Alternate Investment Funds		0	0	0	0	0	0	0	0	0.000	0	0.000	NA	NA	0		
(e) Foreign Venture Capital Investors		0	0	0	0	0	0	0	0	0.000	0	0.000	NA	NA	0		
(f) Foreign Portfolio Investors		14	26486	0	0	26486	0	26486	0	0.082	0	0.000	NA	NA	24748		
(g) Financial Institutions/ Banks		20	45892	0	0	45892	0	45892	0	0.143	0	0.000	NA	NA	33865		
(h) Insurance Companies		3	41722	0	0	41722	0	41722	0	0.130	0	0.000	NA	NA	41407		
(i) Provident Funds/ Pension Funds		0	0	0	0	0	0	0	0	0.000	0	0.000	NA	NA	0		
(j) Any Others (specify)		0	0	0	0	0	0	0	0	0.000	0	0.000	NA	NA	0		
(k) Sub-Total (B)(1)		48	120816	0	0	120816	0	120816	0	0.376	0	0.000	NA	NA	102282		
(2) Central Government/ State Government/ President of India		0	0	0	0	0	0	0	0	0.000	0	0.000	NA	NA	0		
(3) Sub-Total (B)(2)		0	0	0	0	0	0	0	0	0.000	0	0.000	NA	NA	0		
(4) Non-Institutions		17326	4208927	0	0	4208927	0	4208927	0	13.102	0	0.000	NA	NA	3893358		
(a) Individuals - i. Individual shareholders holding nominal share capital up to Rs. 2 lakhs.																	
(b) ii. Individual shareholders holding nominal share capital in excess of Rs. 2 lakhs.		37	3318594	0	0	3318594	0	3318594	0	10.330	0	0.000	NA	NA	3318594		
(c) Mutual Funds																	
(d) MFs (excluding with RBI)		1	500000	0	0	500000	0	500000	0	1.556	0	0.000	NA	NA	500000		
(e) MFs (including with RBI)		1	1370000	0	0	1370000	0	1370000	0	4.265	0	0.000	NA	NA	1370000		
(f) Employees Trusts		2	16547	0	0	16547	0	16547	0	0.052	0	0.000	NA	NA	16547		
(g) Overseas Depositories (holding DHS) (balancing figure)		0	0	0	0	0	0	0	0	0.000	0	0.000	NA	NA	0		
(h) Any Other (specify #)		456	978519	0	0	978519	0	978519	0	3.046	0	0.000	NA	NA	970136		
(i) CORPORATE BODY																	
(j) Any Other (specify # NRI)		124	91925	0	0	91925	0	91925	0	0.286	0	0.000	NA	NA	91574		
(k) Any Other (specify # TRUST)		1	3470	0	0	3470	0	3470	0	0.011	0	0.000	NA	NA	3470		
(l) Sub-Total (B)(3)		17946	6617982	0	0	6617982	0	6617982	0	26.826	0	0.000	NA	NA	6393879		
(m) Total Public Shareholding (B) = (B)(1)+(B)(2)+(B)(3)		17894	8738798	0	0	8738798	0	8738798	0	27.202	0	0.000	NA	NA	8495961		

Note: Details of the shareholders acting as persons in Concert including their Shareholding (No. and %): Details of Shares which remain unclaimed may be given here along with details such as number of shareholders, outstanding shares held in demat/unclaimed suspense account, voting rights which are frozen etc.

(1) PAN would not be displayed on website of Stock Exchange(s).
 (2) The above format needs to be disclosed along with the name of following persons: Institutions/Non Institutions holding more than 1% of total number of shares.
 (3) W.r.t. the information pertaining to Depository Receipts, the same may be disclosed in the respective columns to the extent information available and the balance to be disclosed as held by custodian.

Category & Name of the Shareholders (I)	PAN (II)	No. of sharehold or (III)	No. of fully paid up equity shares held (IV)	Partly paid-up equity shares held (V)	Nos. of shares underlying Depository Receipts (VI)	Total nos. shares held (VII) = (IV)+(V)+(VI)	Shareholding % calculated as per SCRR, 1957 As a % of (A+B+C2) (VII) (VII)	Number of Voting Rights held in each class of securities (IX)			No. of Shares Underlying convertible securities (including Warrants) (X)	Total Shareholding, as a % assuming full conversion of convertible securities (as a percentage of diluted share capital) (XI)	Number of Locked in shares (XII)		Number of Shares pledged or otherwise encumbered (XIII)	Number of equity shares held in dematerialized form (XIV)
								No. of Voting Rights		Total			No. (a)	As a % of total Shares held (b)		
								Class X	Class Y							
(1) Custodian/DR Holder		0	0	0	0	0	0.000	0	0	0	0.000	0	0	0	0	
(2) Employee Benefit Trust (under SEBI (Share based Employee Benefit) Regulations, 2014)	0	0	0	0	0	0	0.000	0	0	0	0.000	0	0	0	0	
Total Non-Promoter-Non-Public Shareholding (C) = (C)(1)+(C)(2)		0	0	0	0	0	0.000	0	0	0	0.000	0	0	0	0	

Note

- (1) PAN would not be displayed on website of Stock Exchange(s).
(2) The above format needs to disclose name of all holders holding more than 1% of total number of shares
(3) W.r.t. the information pertaining to Depository Receipts, the same may be disclosed in the respective columns to the extent information available.

